Your next RV trip could **GO WRONG** if you skip these

» 9 Expert Backed Tips

Alright folks, Waggle here!

We've gathered some hard-won wisdom from seasoned RVers and experts.

Sunsets, campfires, the promise of freedom.

But let's be real. That's not the whole story. RV travel can be unpredictable, and small oversights can turn into major headaches.

To help you avoid common pitfalls, we've compiled **9 expert-backed tips** that go beyond the basics — ones you won't find on most checklists.

Conduct a Shadow Load Power Audit (Electrical System Deep Dive)

1



Why this matters?

Hidden power drains, also known as phantom loads, can quietly sap battery life, leaving you stranded when you least expect it.

What to do

- Disconnect from shore power and turn off all major appliances.
- Use a clamp meter to check for unexpected power consumption on each circuit.
- Identify devices drawing power even when turned off.
- Reduce unnecessary drains by unplugging devices, adding switches, or upgrading to more efficient appliances.
- Pay special attention to inverters and entertainment systems, which are common culprits.

Key Benefit: A simple power audit can **increase battery efficiency by up to 30%**, keeping your RV powered longer without surprises.

KNOW THE FACTS

A typical parasitic drain in vehicles falls within the 7-12 mA range, though the maximum recommended is around 30 mA

Calibrate Your Tire Pressure Monitoring System (TPMS) Against a Reference Gauge

2

Why this matters?

Inaccurate tire pressure readings can lead to blowouts, reduced fuel efficiency, and premature tire wear.

What to do

- Use a high-quality, calibrated tire pressure gauge as your reference.
- Compare readings from your TPMS to the gauge's measurements.
- Adjust TPMS settings if needed to ensure accurate readings.
- Conduct regular checks, especially before long trips or temperature changes.

Key Benefit: Proper tire pressure improves safety, **extends tire life, and saves on fuel costs.**

KNOW THE FACTS

The National Highway Traffic Safety Administration (NHTSA) states that **underinflated tires are 3x more likely to cause an accident.**

Proper tire pressure improves fuel efficiency by up to 3% and **extends tire life by 10%–15%.**

Perform a Grey Water System Backflush (Beyond Basic Tank Dumps)

3

Why this matters?

Regular tank dumps don't always remove buildup, leading to odors and blockages.

What to do

- Fill the grey tank with a solution of vinegar and baking soda.
- Let it sit for several hours to break down grease and soap scum.
- Drain completely, then flush with clean water.
- Repeat periodically to maintain a fresh and clog-free system.

Key Benefit: A cleaner grey tank means **less odor, fewer clogs, and smoother drainage.**

KNOW THE FACTS

Studies show that **over 90% of RVers experience grey tank odors,** often due to buildup that a regular dump doesn't remove.

Grease, soap scum, and food particles can reduce drainage efficiency by up to 40% if left untreated.

4

Conduct a Wind Profile Assessment of Your Route

Why this matters?

Strong crosswinds can make driving an RV difficult, increasing the risk of accidents.

What to do

- Check wind conditions using Windy.com or NOAA aviation weather maps before departure.
- Identify high-risk areas prone to strong gusts.
- Plan alternative routes or adjust driving speed to stay in control.

Key Benefit: Being aware of wind conditions **reduces fatigue, improves handling, and enhances overall driving safety.**

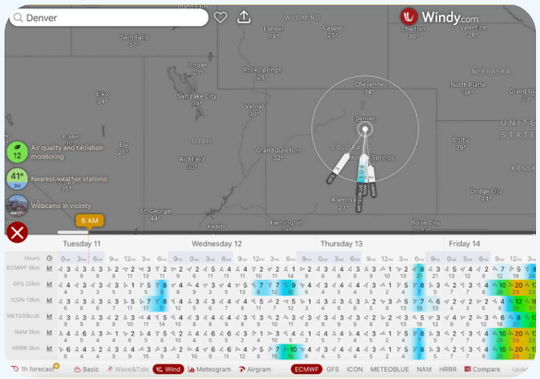

KNOW THE FACTS

Crosswinds exceeding **30 mph can reduce RV stability by up to 50%,** according to vehicle aerodynamics studies.

The U.S. averages over 5,000 wind-related traffic accidents per year, many affecting high-profile vehicles like RVs.

Test Your Emergency Communication Plan in a Simulated Loss of Signal Scenario

5



Why this matters?

Cell service isn't always reliable in remote areas, making alternative communication essential.

What to do

- Visit a remote location and simulate a total loss of cell service.
- Test your backup communication tools (satellite phone, HAM radio, offline GPS).
- Set pre-arranged check-in times with family or friends.

Key Benefit: Being prepared ensures **you can get help when you need it most**, even in dead zones.

KNOW THE FACTS

According to the FCC, **around 30 million Americans travel through areas with little to no cell service** each year.

Over 70% of RVers report having experienced dead zones where they couldn't contact emergency services.

Pre-Program Your RV's Navigation System with Escape Routes

Why this matters?

Road closures, accidents, and unexpected detours can derail your trip if you're unprepared.

What to do

- Research and save alternate routes before your trip.
- Program them into your RV's navigation system or offline maps.
- Identify roads that bypass common traffic bottlenecks.

Key Benefit: Avoid last-minute panic and **keep your trip stress-free and on schedule.**

KNOW THE FACTS

A study found that **40% of RVers have been forced to make last-minute reroutes** due to road closures, construction, or low-clearance bridges.

Using pre-planned routes can reduce travel delays by up to 25%.

Conduct a Functionality Stress Test of Appliances Under Extreme Conditions

7

Why this matters?

Appliances may work fine under normal conditions but fail when exposed to extreme heat or low voltage.

What to do

- Run key appliances (fridge, AC, heater) during the hottest part of the day.
- Use a voltage regulator to test performance under low voltage conditions.
- Observe for overheating, strange noises, or inconsistent operation.

Key Benefit: Testing in advance **prevents unexpected failures** and **ensures comfort throughout your trip.**

KNOW THE FACTS

Data from RV manufacturers show that **RV fridges can lose up to 50% of their cooling efficiency in extreme heat.**

Voltage fluctuations are responsible for nearly 60% of appliance failures in RVs, especially in older models.

Beyond RV prep, pet parents must ensure their furry friends stay safe when left alone

Ensure a Safe RV Climate for Your Pet (Temperature & Humidity Monitoring)

8

Why this matters?

RVs can heat up rapidly, putting pets at serious risk of heat exhaustion or hypothermia in extreme weather conditions. Even with air conditioning, unexpected power failures can lead to dangerous temperature spikes.

What to do

- Regularly monitor indoor temperature and humidity levels, especially in fluctuating climates.
- Use a remote temperature monitoring system to get real-time alerts on unsafe conditions.
- Test backup power sources to ensure continuous cooling in case of shore power loss.
- Keep ventilation optimal by using sunshades, fans, and proper insulation.

Key Benefit: A reliable pet temperature monitor provides **real-time alerts on Temperature, humidity, power-loss, and even location tracking** giving you peace of mind that your pet stays safe, no matter where you are.

KNOW THE FACTS

RV interiors can heat up by **20°F in just 10 minutes,** even with cracked windows. Power failures are responsible for **over 60% of RV pet heatstroke incidents.**

9 Keep an Eye on Your Pet & RV, Even When You're Away (Security & Monitoring)

Why this matters?

Whether you're exploring a hiking trail or running errands, leaving your pet alone in the RV can be stressful. Unauthorized entry, break-ins, or even unexpected pet behaviour could go unnoticed without a proper monitoring system.

What to do

- Install an indoor pet camera with motion detection to monitor pet activity and RV security.
- Use a system with two-way audio to comfort your pet remotely.
- Set up motion-triggered alerts to detect movement inside or outside your RV.
- Ensure your camera has night vision for visibility in low-light conditions.

Key Benefit: A pet camera helps prevent accidents, reduces pet anxiety, and provides extra security when you're away.

KNOW THE FACTS

Approximately **17.2% of dogs exhibit separation-related behaviors**, including restlessness and vocalization, when left alone.

Final Thoughts

These **expert-recommended strategies** go beyond the standard pre-trip checklist. By taking the extra step now, you'll avoid headaches later—ensuring **a safer, smoother, and stress-free RV adventure.**

Stay prepared. Stay safe. Enjoy the journey!

Why Pet Parents and RVers Waggle with Confidence!

Waggle is a leader in Pet Tech, **trusted by 80,000+ pet parents** across the U.S. Our mission is to ensure pet safety, whether at home or on the road.

Recommended by top RV industry influencers, Waggle provides smart monitoring solutions that give pet owners peace of mind while they travel.