

5 TIPS For RVing with pets

We know how much you love RVing! Your love for **nature, adventure, and everything** pristine is above all. And **sharing the adventure with our four-legged** family members is priceless. Here is a cheat sheet to help you plan before you hit the road (err.. Trail) with your furry friend!


PACK THE ESSENTIALS!

To ensure a comfortable and safe trip for your pet, pack all the necessary gears - Everything from grooming brush, shampoo to nail clippers should be on the list!



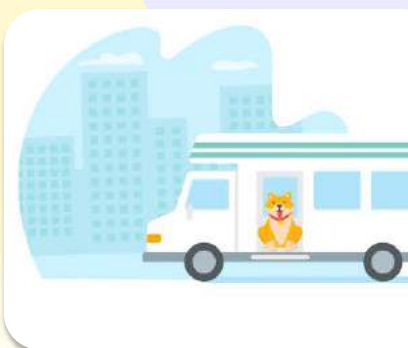
WELL BEGUN IS HALF DONE, THEY SAY!

Start planning well in advance and prepare your itinerary and bookings - everything from Pet-friendly parks/camping grounds, pet ID, Vet information, etc.



BABY STEPS TO START WITH!

Yes. Start with short trips, particularly if your pet is not used to RVing.




SAFETY FIRST - ALWAYS!

If you are traveling with pets, it's akin to traveling with children. Their safety is your top priority - so everything from crates, being prepared for the weather ahead (hot summers are dangerous for pets when left alone inside the RV) should be thought through. A **Pet Monitor** is a worth while investment for RVing with Pets.



FITNESS ON THE GO!

Having a fit/healthy pet as your traveling partner is great fun! Particularly when you hit outdoors in the wide - open nature! So, make sure to include plenty of exercise and playtime in your itinerary.



Waggle

www.mywaggle.com